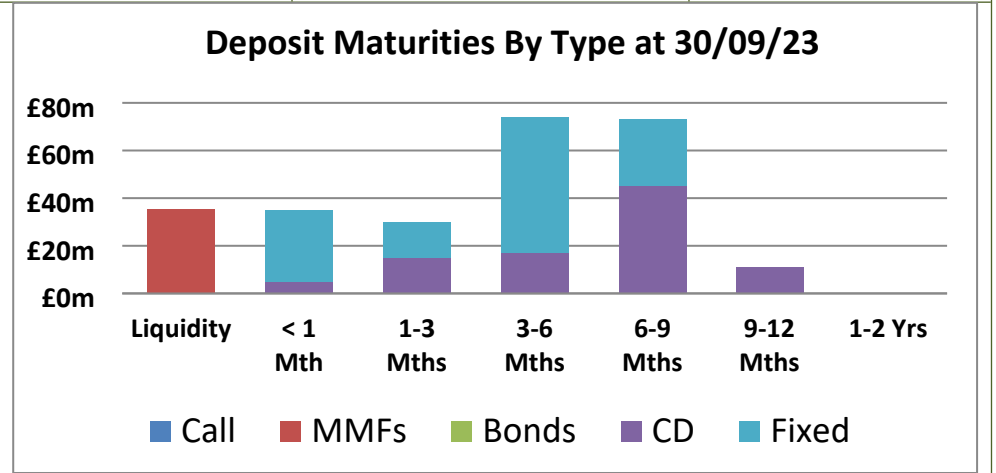
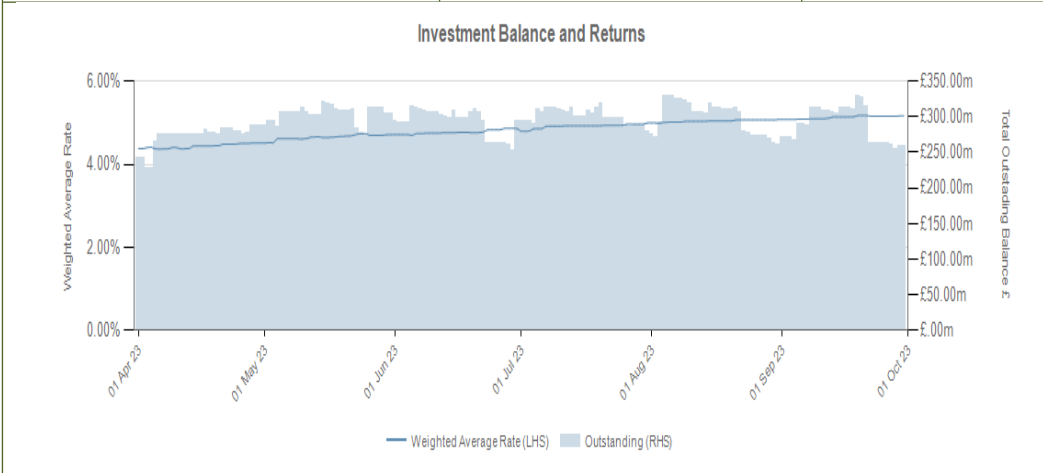


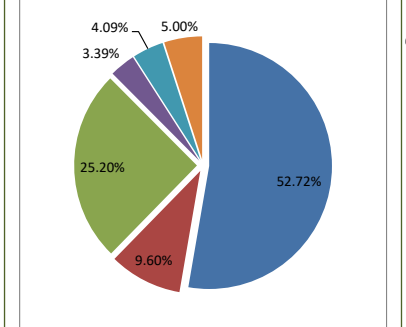
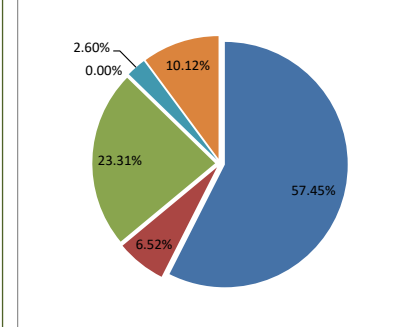
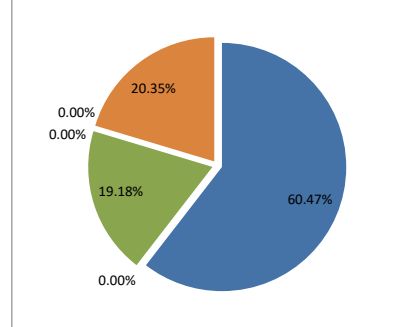
Investment Position at 30 th September 2023				
Investments Outstanding 30 th September 2023	Weighted Average Maturity (WAM)	Benchmark Return (O/N- 3 Month SONIA less 0.10%) Annualised	Council Performance Annualised	Outperformance
£258.385m	121 Days	4.903%	4.877%	-0.026%



Link Benchmarking Analysis of Investments on 30th September 2023

	LCC	Benchmark Group (15)	English Counties (17)
Return at 30 th September 2023	5.16%	5.17%	5.08%
WAM	121	112	110
Risk Weighted Score (Duration & Credit Quality)	3.72	3.18	2.59
Model Banding- Expected Return for Risk Taken	4.82% - 5.11%	4.92% - 5.21%	4.87% - 5.16%

4.922%	Fixed Deposits
0.000%	Call & O/N
5.468%	CDs
0.000%	Bonds
5.293%	MMFs
0.000%	Enhanced MMFs



This page is intentionally left blank